

Scaled data based on original data using
LM-79-08 Approved Method: Electrical and Photometric Measurements of Solid-
State Lighting Products

Test Report Prepared for
Cooper Lighting Solutions
(formerly Eaton)

Brand: McGRAW-EDISON

Report Number: P386003

Luminaire Tested: **GWC-SA1C-760-U-T2**

Issue Date: 3/3/2020

Test Information

Test Method: LM-79-08
Report Number: P386003
TEST IS SCALED FROM IESNA LM-79-08 TEST DATA (G2-1903-205-12)
Test Lab: INNOVATION CENTER
Issue Date: 3/3/2020
Manufacturer: COOPER LIGHTING SOLUTIONS (FORMERLY EATON)
Product Line: MCGRAW-EDISON
Catalog Number: GWC-SA1C-760-U-T2
Description: GALLEON WALL LUMINAIRE
(1) 70 CRI, 5700K, 1050mA LIGHTSQUARE WITH 16 LEDS AND TYPE II OPTICS
Light Source: -
Ballast/Driver: ELECTRONIC DRIVER

Summary

Lumens per Lamp: N/A
Luminaire Lumens: 7412 lumens
Efficiency: N/A
Efficacy: 125.6 lumens/watt
Luminous Opening: Rectangular (W 0.5' x L: 0.5' x H: 0')
IES Classification: Type III - Medium
BUG Rating: B1 - U0 - G2

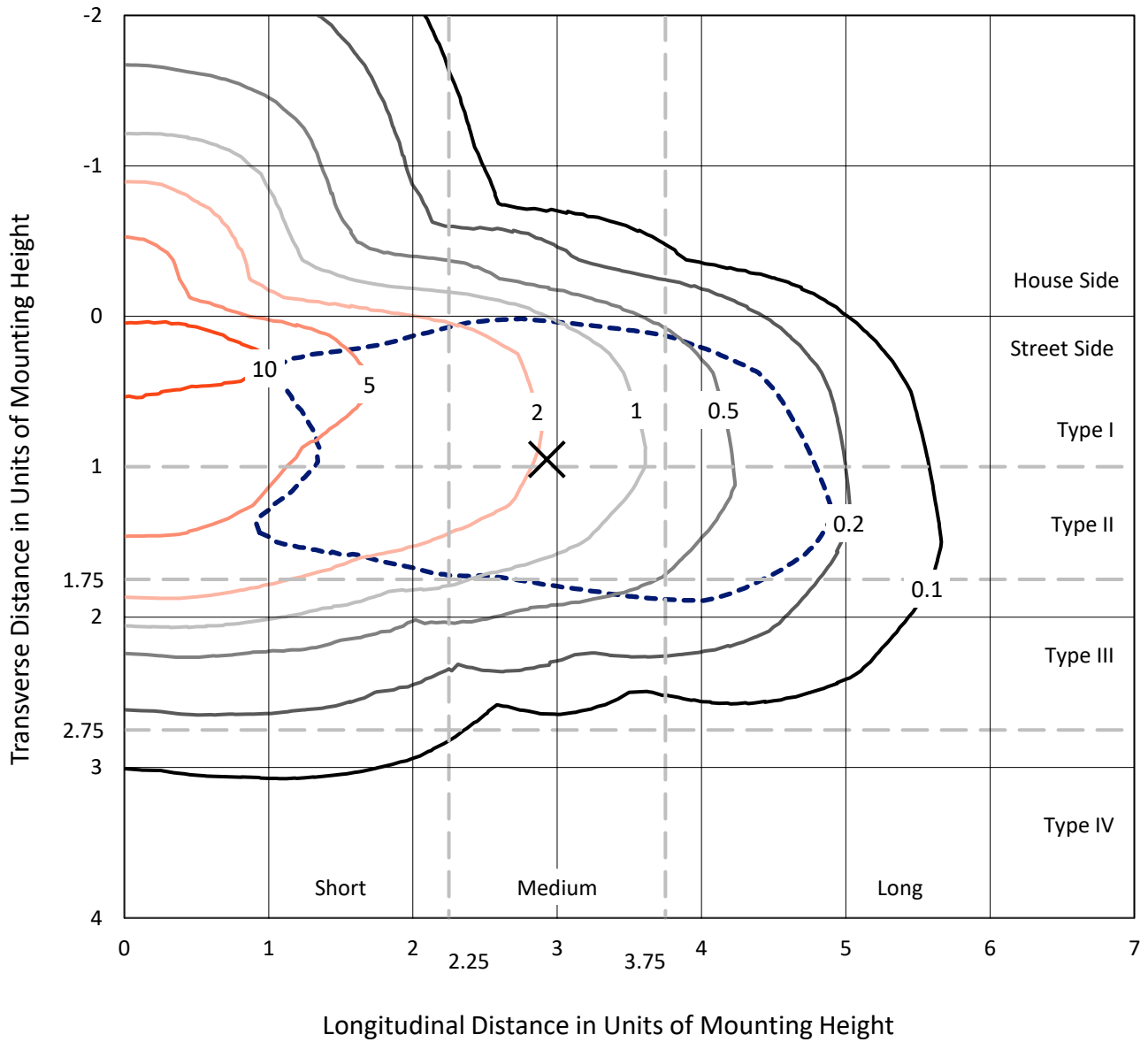
Input Watts (W): 59
Input Voltage (V): NR
Input Current (Ain): NR
Voltage Rise (V): NR
Power Factor: NR
Total Harmonic Distortion (THDi): NR
Frequency (hertz): 60
Stabilization Time: NR
Operation Time: NR
Ambient Temperature (°C): NR
Test Distance: 24 FT



REPORT NUMBER: P386003
 CATALOG NUMBER: GWC-SA1C-760-U-T2

Iso-Footcandle Lines of Horizontal Illumination

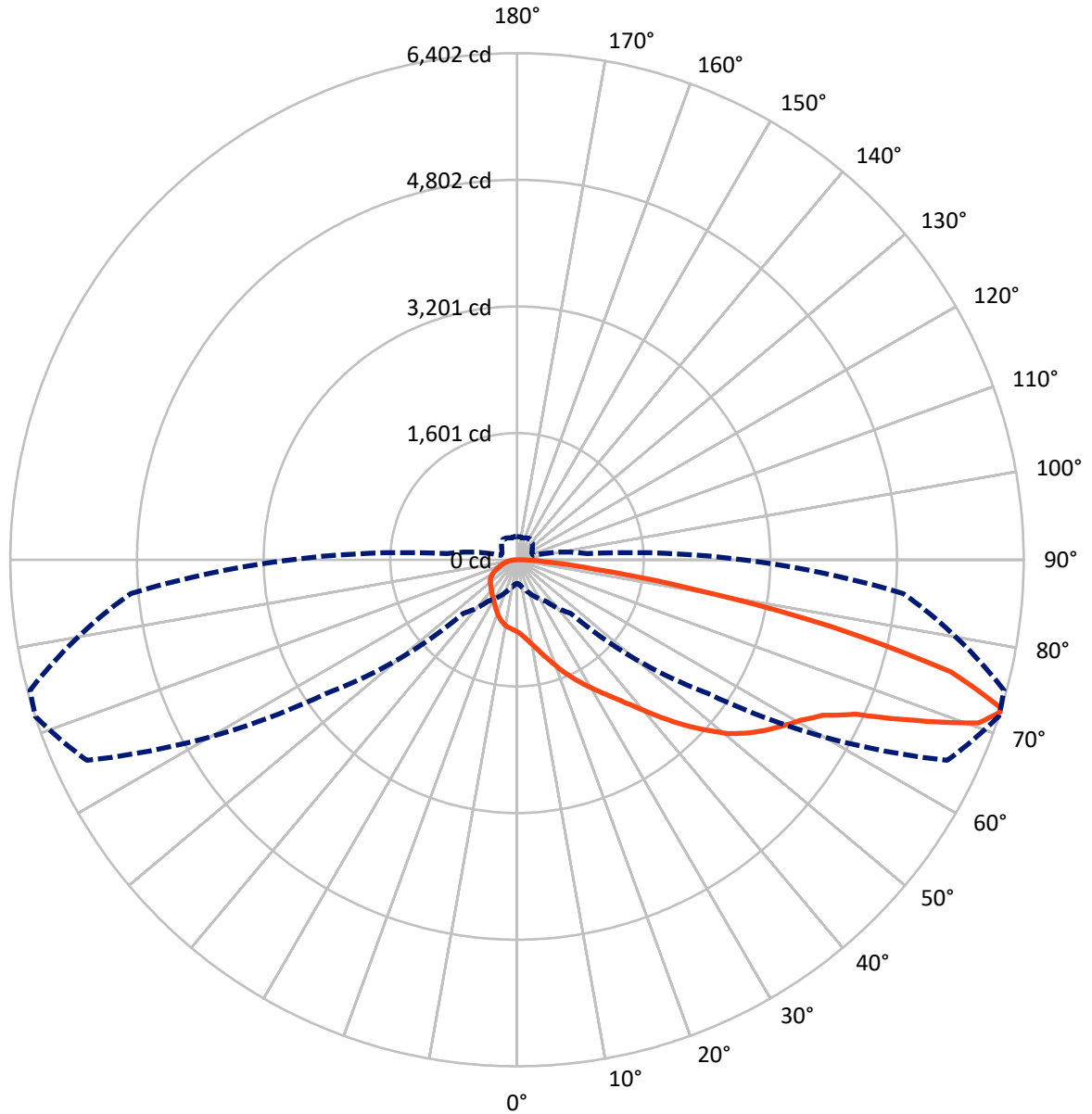
✕ Max cd
 - - - 1/2 Max cd



Based on 10 foot mounting height. Maximum calculated value = 12.6 fc
 Type III - Medium - N/A

REPORT NUMBER: P386003
CATALOG NUMBER: GWC-SA1C-760-U-T2

Luminous Intensity Polar Plot



— Vertical Plane Through 72-Deg Lateral - - - Horizontal Cone Through 72-Deg Vertical



REPORT NUMBER: P386003

CATALOG NUMBER: GWC-SA1C-760-U-T2

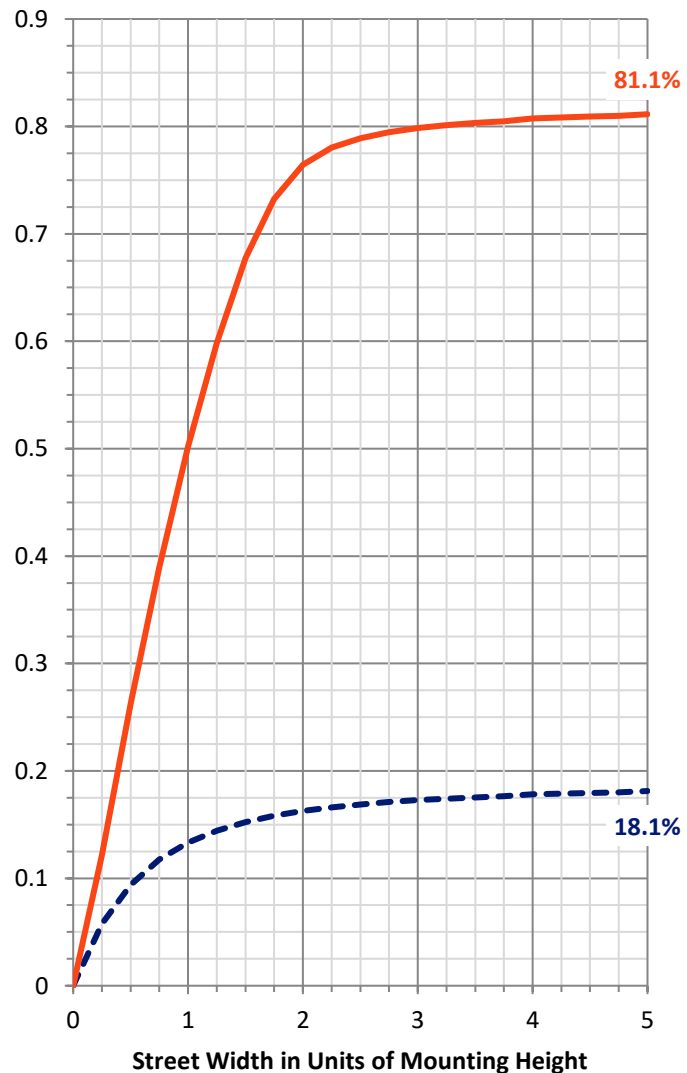
FLUX DISTRIBUTION:

		Downward	Upward	Total
House Side	Lumens	1375.0	0.0	1375.0
	% Fixture	18.6	0.0	18.6
Street Side	Lumens	6037.0	0.0	6037.0
	% Fixture	81.4	0.0	81.4
Total	Lumens	7412.0	0.0	7412.0
	% Fixture	100.0	0.0	100.0

Coefficient of Utilization

ZONAL LUMENS:

Zone	Lumens	% Fixture
0°-10°	91.4	1.2
10°-20°	295.3	4.0
20°-30°	517.4	7.0
30°-40°	767.1	10.4
40°-50°	1122.0	15.1
50°-60°	1543.9	20.8
60°-70°	1718.8	23.2
70°-80°	1164.7	15.7
80°-90°	191.4	2.6
90°-100°	0.0	0.0
100°-110°	0.0	0.0
110°-120°	0.0	0.0
120°-130°	0.0	0.0
130°-140°	0.0	0.0
140°-150°	0.0	0.0
150°-160°	0.0	0.0
160°-170°	0.0	0.0
170°-180°	0.0	0.0
0°-90°	7412.0	100.0
0°-180°	7412.0	100.0



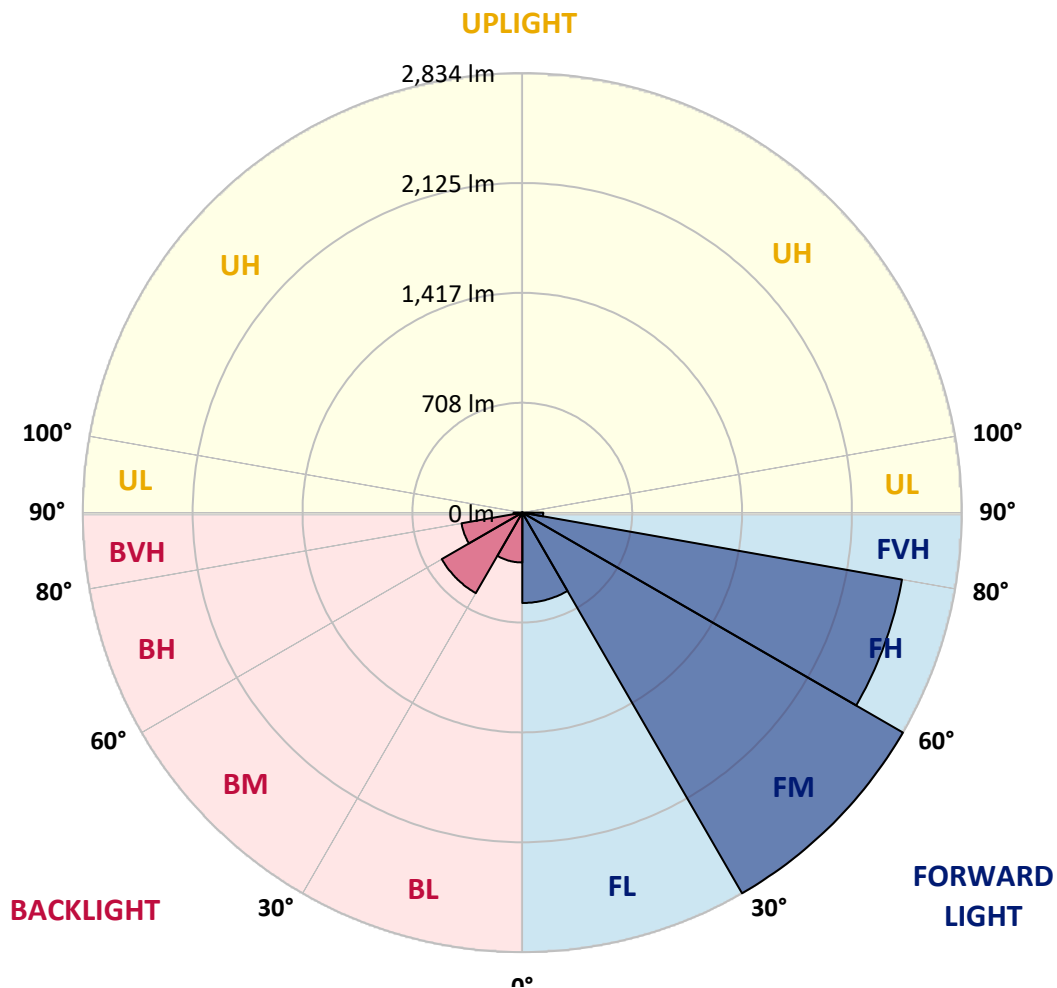
REPORT NUMBER: P386003

CATALOG NUMBER: GWC-SA1C-760-U-T2

LUMINAIRE CLASSIFICATION SYSTEM LUMEN TABLE AND BUG RATING:

Zone	Lumens	% Fixture	Zone Rating/Lumen Limit		
			B	U	G
FL (0°-30°)	582.6	7.9			
FM (30°-60°)	2833.7	38.2			
FH (60°-80°)	2485.7	33.5			G2/5000
FVH (80°-90°)	135.0	1.8			G2/225
BL (0°-30°)	321.4	4.3	B1/500		
BM (30°-60°)	599.4	8.1	B1/1000		
BH (60°-80°)	397.8	5.4	B1/500		G1/500
BVH (80°-90°)	56.4	0.8			G1/100
UL (90°-100°)	0.0	0.0		U0/0	
UH (100°-180°)	0.0	0.0		U0/0	

BUG Rating: B1-U0-G2
 Type III Medium





REPORT NUMBER: P386003
 CATALOG NUMBER: GWC-SA1C-760-U-T2

CANDELA DISTRIBUTION (FULL):

	0°	5°	15°	25°	35°	45°	55°	65°	72°	75°	85°
0°	911.9	911.9	911.9	911.9	911.9	911.9	911.9	911.9	911.9	911.9	911.9
2.5°	1007.3	1005.8	1000.4	1000.4	990.2	981.5	965.2	954.2	941.2	936.6	921.3
5°	1104.8	1105.3	1098.7	1094.1	1079.0	1060.7	1032.8	1007.6	982.3	972.1	940.7
7.5°	1186.7	1185.7	1183.9	1180.1	1166.1	1147.2	1109.7	1072.1	1034.9	1019.6	965.5
10°	1239.3	1241.6	1243.1	1244.9	1239.1	1225.5	1190.0	1144.4	1095.6	1074.7	995.1
12.5°	1265.8	1269.9	1277.1	1289.3	1299.0	1297.5	1271.7	1223.2	1165.3	1139.0	1032.1
15°	1281.4	1286.8	1298.0	1320.0	1347.3	1362.8	1355.9	1312.0	1247.5	1215.1	1077.2
17.5°	1291.1	1295.5	1312.8	1342.2	1382.7	1424.1	1442.2	1405.4	1340.4	1303.4	1129.1
20°	1297.7	1301.1	1322.8	1357.2	1409.8	1475.6	1526.2	1517.0	1442.7	1394.7	1183.2
22.5°	1312.6	1315.4	1336.0	1370.7	1428.9	1513.9	1607.1	1620.8	1550.7	1496.3	1241.1
25°	1353.9	1353.9	1371.2	1395.5	1450.1	1547.1	1675.5	1736.5	1660.9	1597.6	1294.7
27.5°	1432.8	1432.0	1438.4	1446.8	1488.1	1580.8	1736.5	1838.5	1775.2	1706.1	1346.7
30°	1526.2	1531.3	1532.0	1527.9	1547.3	1622.9	1792.9	1946.2	1890.3	1815.8	1400.1
32.5°	1646.4	1649.7	1645.9	1632.3	1629.5	1682.6	1848.2	2059.0	2014.9	1930.4	1448.8
35°	1799.0	1792.6	1780.6	1753.0	1726.8	1762.5	1911.5	2171.8	2154.7	2069.0	1516.0
37.5°	1962.6	1962.8	1948.0	1885.5	1849.3	1864.6	1998.8	2299.7	2324.0	2233.9	1602.0
40°	2093.8	2100.6	2109.8	2027.7	1980.7	2001.9	2109.8	2448.0	2524.0	2429.4	1714.0
42.5°	2185.4	2193.3	2219.3	2167.8	2119.0	2158.3	2240.5	2606.2	2748.6	2655.0	1845.2
45°	2282.4	2286.7	2305.1	2282.9	2251.7	2340.3	2387.8	2770.1	2986.2	2895.4	1991.9
47.5°	2384.4	2389.0	2407.9	2393.1	2376.8	2510.3	2541.4	2924.5	3213.9	3159.5	2148.6
50°	2510.5	2513.6	2531.4	2504.6	2509.7	2638.4	2678.7	3066.1	3452.5	3396.9	2305.8
52.5°	2682.5	2683.3	2708.0	2683.8	2659.8	2732.3	2796.9	3199.6	3639.6	3613.3	2463.0
55°	2817.3	2825.4	2906.6	2901.5	2887.7	2817.5	2895.6	3326.7	3806.5	3819.0	2630.0
57.5°	2731.3	2763.2	2927.5	3043.4	3156.2	3029.6	3029.1	3469.9	3961.6	4020.9	2813.4
60°	2392.1	2435.5	2677.7	2934.7	3287.6	3398.6	3306.3	3644.7	4118.3	4220.9	3043.4
62.5°	1708.4	1779.8	2108.0	2518.4	3107.5	3643.1	3870.3	3922.1	4331.4	4452.7	3342.2
65°	863.6	917.7	1192.9	1687.2	2482.7	3483.4	4483.3	4529.5	4701.8	4809.5	3802.4
67.5°	524.7	545.1	679.4	938.4	1522.1	2713.4	4683.4	5541.9	5418.4	5475.6	4458.5
70°	386.6	401.7	485.4	623.2	875.4	1592.3	4069.3	6264.4	6183.3	6176.9	4943.4
72°	301.1	312.1	386.1	503.5	640.1	955.3	2949.5	5997.7	6402.2	6370.1	4899.0
72.5°	285.6	295.3	362.7	473.9	604.9	865.9	2651.9	5817.8	6386.4	6371.9	4841.6
75°	224.8	231.7	268.5	366.5	473.4	491.3	1453.2	4508.6	5665.4	5901.0	4354.7
77.5°	186.0	187.1	206.5	266.7	369.0	347.3	713.8	3128.1	4056.8	4315.9	3084.7
80°	151.6	152.9	162.1	187.1	279.2	257.0	338.9	1798.7	2271.4	2274.2	1467.0
82.5°	120.7	121.0	131.2	136.8	200.6	183.8	194.2	844.5	992.5	954.7	527.3
85°	85.0	83.2	128.1	112.3	131.2	117.9	107.2	334.3	410.4	392.5	165.1
87.5°	28.3	29.3	56.9	72.7	76.6	66.9	47.7	128.1	154.9	153.6	52.3
90°	0.0	0.0	0.0	0.0	0.0	0.0	0.0	0.0	0.0	0.0	0.0



REPORT NUMBER: P386003
 CATALOG NUMBER: GWC-SA1C-760-U-T2

CANDELA DISTRIBUTION (continued):

	90°	95°	105°	115°	125°	135°	145°	155°	165°	175°	180°
0°	911.9	911.9	911.9	911.9	911.9	911.9	911.9	911.9	911.9	911.9	911.9
2.5°	916.5	908.3	896.3	883.0	872.6	861.8	853.9	849.9	845.3	841.4	846.0
5°	926.2	910.8	885.3	860.3	841.9	825.6	813.9	807.7	802.1	798.3	798.8
7.5°	942.0	917.2	874.4	837.9	812.3	794.7	782.7	778.6	775.1	774.1	775.3
10°	958.8	922.3	859.8	811.3	782.2	767.7	762.3	765.1	767.7	770.0	772.5
12.5°	978.0	926.9	838.6	780.2	755.4	749.8	755.2	767.4	776.4	781.7	785.0
15°	1003.0	931.0	814.1	749.0	732.5	738.8	757.0	778.1	793.7	803.7	805.2
17.5°	1025.9	930.8	782.7	717.7	713.8	732.5	759.8	789.6	810.6	824.6	827.4
20°	1049.7	923.9	746.2	687.0	694.9	725.6	761.0	797.0	822.3	838.6	842.5
22.5°	1071.9	911.9	706.2	659.2	679.1	716.4	756.2	792.7	818.0	831.2	835.3
25°	1086.9	890.9	665.6	635.7	665.1	705.1	740.4	769.7	788.6	795.2	796.3
27.5°	1094.6	863.6	627.3	615.3	650.5	686.8	711.0	725.6	730.9	730.4	729.4
30°	1095.6	827.6	594.4	598.7	633.7	659.7	671.2	668.4	661.5	649.8	650.8
32.5°	1092.3	787.1	566.8	582.9	612.3	626.8	627.3	613.8	595.4	576.8	571.7
35°	1093.3	747.3	542.6	565.0	586.2	592.6	586.7	566.8	541.8	517.8	512.7
37.5°	1104.6	712.5	521.7	544.4	557.4	558.9	550.5	529.6	511.2	487.7	485.7
40°	1131.4	687.8	501.7	521.1	528.5	529.3	517.3	502.5	504.0	491.5	491.3
42.5°	1179.6	677.1	484.1	496.9	501.5	503.0	493.8	484.4	497.7	489.5	486.7
45°	1241.9	679.6	469.3	473.2	481.6	488.7	483.1	471.6	476.7	441.3	429.5
47.5°	1313.8	696.0	457.6	452.7	467.3	480.8	472.1	454.8	436.7	401.4	394.8
50°	1398.0	721.2	446.9	432.6	451.7	470.1	461.4	436.7	409.4	392.3	390.0
52.5°	1485.8	752.1	436.2	410.4	432.1	461.9	457.6	432.6	398.9	382.1	379.0
55°	1585.4	783.2	422.6	384.6	410.9	458.1	455.8	417.8	391.0	381.5	379.2
57.5°	1709.1	818.7	404.8	357.8	391.0	444.3	437.2	408.8	382.8	375.7	374.9
60°	1870.4	871.0	379.0	329.2	366.7	423.1	421.6	395.8	369.8	364.7	363.7
62.5°	2112.4	957.6	343.5	300.6	339.7	387.2	401.2	378.2	356.0	355.8	356.3
65°	2487.5	1087.7	305.0	275.6	312.4	356.8	377.5	360.1	342.0	347.1	347.9
67.5°	2922.4	1195.7	267.2	251.1	284.6	327.9	356.0	342.0	323.4	336.6	336.9
70°	3067.1	1099.2	234.0	226.9	255.7	300.1	332.8	322.1	303.2	316.5	315.2
72°	2854.3	887.4	212.6	208.5	234.0	277.2	312.1	303.4	284.8	293.7	290.4
72.5°	2787.2	846.0	207.2	203.9	228.2	271.3	306.8	298.9	280.2	287.9	284.8
75°	2486.3	734.8	178.1	178.9	199.1	242.7	276.6	274.1	255.0	255.7	254.7
77.5°	1803.3	538.8	150.1	155.2	169.5	213.4	246.3	244.7	223.8	220.0	219.2
80°	836.8	274.9	122.2	124.5	139.3	178.4	210.0	208.0	191.2	186.3	183.5
82.5°	286.6	130.7	91.9	93.4	108.0	143.7	182.2	180.9	166.9	157.5	151.6
85°	102.3	65.1	64.3	62.8	77.1	113.1	158.7	151.9	131.2	111.8	111.3
87.5°	33.2	27.8	33.2	32.9	44.9	76.6	115.4	98.3	95.2	79.1	77.6
90°	0.0	0.0	0.0	0.0	0.0	0.0	0.0	0.0	0.0	0.0	0.0

Signify Classified - Internal
Cooper Lighting Solutions Photometric Lab
1121 Highway 74 South
Peachtree City, GA 30269

Scaled Data Report



Report Generated By 670245982

Signify Classified - Internal
Cooper Lighting Solutions Photometric Lab
1121 Highway 74 South
Peachtree City, GA 30269

Scaled Data Report



Signify Classified - Internal
Cooper Lighting Solutions Photometric Lab
1121 Highway 74 South
Peachtree City, GA 30269

Scaled Data Report



Signify Classified - Internal
Cooper Lighting Solutions Photometric Lab
1121 Highway 74 South
Peachtree City, GA 30269

Scaled Data Report



Signify Classified - Internal
Cooper Lighting Solutions Photometric Lab
1121 Highway 74 South
Peachtree City, GA 30269

Scaled Data Report



--- HS — SS

Signify Classified - Internal
Cooper Lighting Solutions Photometric Lab
1121 Highway 74 South
Peachtree City, GA 30269

Scaled Data Report



u

Signify Classified - Internal
Cooper Lighting Solutions Photometric Lab
1121 Highway 74 South
Peachtree City, GA 30269

Scaled Data Report



Signify Classified - Internal
Cooper Lighting Solutions Photometric Lab
1121 Highway 74 South
Peachtree City, GA 30269

Scaled Data Report



(END OF REPORT)